

# WHC, WHR-Series, Hydraulic Cutterheads

▼ Shown from left to right: WHC-4000, WHC-750



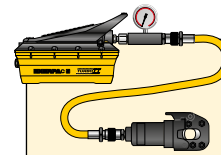
- Single-acting, spring return on all models, except WHR-1250
- Guillotine action for smooth cutting operation
- Lifting handles on larger models for easy transport
- Carrying bag included for easy carrying and tool protection
- Ideal for use with most Enerpac pumps featuring 3-way valve or dump valve and 700 bar pressure rating (except WHR-1250, which requires 4-way valve)
- CR-400 coupler and dust cap included on all models.

## WHC, WHR, STC Series

Capacity:  
**3 - 20 ton**

Cutting Capacity:  
**Ø 13 - 101 mm**

Maximum Operating Pressure:  
**700 bar**



### Tool-Pump Sets

Cutterheads marked with an \* are available as sets (pump, tool, gauge, couplers and hose) for your ordering convenience.

Cutterhead Model Nr.	Pump Model Nr.	Set Model Number
WHC-750	P-392	<b>STC-750H</b>
WHC-750	P-392FP	<b>STC-750FP</b>
WHC-750	PATG-1102N	<b>STC-750A</b>
WHC-1250	P-392	<b>STC-1250H</b>
WHC-1250	P-392FP	<b>STC-1250FP</b>
WHC-1250	PATG-1102N	<b>STC-1250A</b>

▼ Steel rope is easily cut with the smooth guillotine action of an Enerpac cutterhead.



### ▼ Selection Chart Maximum Cutting Capacities (Ø in mm)

Cutter Head Operation	Capacity ton	Model Number	Oil Capacity (cm³)	Length (mm)	Steel Wire Rope, Hemp-core or IWRC 6x7 6x12 6x19	Round Bar				Wire Strand				Cable		Replacement Blades (kg)	
						Copper Wire or Bar	Aluminum Wire or Bar	Soft Steel Bolts	Reinforcing Bar	Bare Copper Wire Strands	Bare Aluminum Wire Strands	ACSR	Guy Steel Wire Strands	Telephone Cable CPP	Underground Cable (Power)		
Single-Acting	4	<b>WHC-750*</b>	19,7	127	19	19	19	19	13	19	19	19	16	☆	☆	3,2	<b>WCB-750</b>
	20	<b>WHC-1250*</b>	134,4	279	31	31	31	31	25	31	31	31	22	☆	☆	11,3	<b>WCB-1250</b>
	13	<b>WHC-2000</b>	119,6	381	25	31	31	22	☆	50	50	50	19	☆	☆	10,4	<b>WCB-2000</b>
	3	<b>WHC-3380</b>	65,5	482	☆	☆	☆	☆	☆	76	76	☆	☆	85	85	9,1	<b>WCB-3380</b>
	8	<b>WHC-4000</b>	137,7	609	☆	☆	☆	☆	☆	89	89	☆	☆	101	101	14,5	<b>WCB-4000</b>
Dbl.-Act.	20	<b>WHR-1250</b>	122,9	419	31	31	31	31	25	31	31	31	22	☆	☆	11,8	<b>WCB-1250</b>

\* Available in sets with P-392 Hand Pump, P-392FP Foot Pump or PATG-1102N Turbo Air Pump.

☆ Will not cut designated material.

# Self-Contained Hydraulic Cutters

▼ Shown from left to right: WMC-2000, WMC-750



- Rotating heads for operator convenience
- Guillotine action for smooth cutting operation
- Carrying bag included for easy carrying and tool protection
- Velcro straps to secure handles on larger models for easy carry
- Spring return for easy operation
- Light weight self-contained tool, can be used anywhere.

## WMC Series



Capacity:

**3 - 20 ton**

Cutting Capacity:

**Ø 14 - 85 mm**



### Replacement Blades

60-62HRc hardened replacement blades.

For Cutter Model Number	Order Blades Model Number
WMC-580	<b>WCB-750</b>
WMC-750	<b>WCB-750</b>
WMC-1000	<b>WCB-1000</b>
WMC-1250	<b>WCB-1250</b>
WMC-1580	<b>WCB-1580</b>
WMC-2000	<b>WCB-2000</b>
WMC-3380	<b>WCB-3380</b>



### CAUTION !:

A "☆" in the charts on these pages means that this hydraulic cutter is not designed to cut this size or type of material. Any attempt to do so may result in personal injury and damage to the unit and will void the warranty.

### ▼ Selection Chart Maximum Cutting Capacities (Ø in mm)

Capacity ton	Model Number	Length (mm)	Steel Wire Rope, Hempcore or IWRC  6x7 6x12 6x19	Round Bar				Wire Strand					Cable		Weight (kg)
				Copper Wire or Bar	Aluminum Wire or Bar	Soft Steel Bolts	Reinforcing Bar	Bare Copper Wire Strands	Bare Aluminum Wire Strands	ACSR Wire Strands	Guy Steel Wire Strands	Guy Steel Wire Strands	Telephone Cable CPP	Underground Cable (Power)	
4	<b>WMC-580</b>	381	16	16	16	16	10	16	16	16	14	14	☆	☆	3,6
4	<b>WMC-750</b>	381	17	19	19	17	13 **	19	19	19	14	14	☆	☆	3,6
20	<b>WMC-1000 *</b>	679	☆	19	19	19	19	☆	☆	☆	☆	☆	☆	☆	11,3
20	<b>WMC-1250</b>	679	31	28	31	31	22	31	31	31	22	22	☆	☆	10,4
6	<b>WMC-1580</b>	558	19	19	19	19	☆	38	38	38	16	16	☆	☆	6,8
13	<b>WMC-2000</b>	628	25	31	31	22	☆	50	50	50	19	19	☆	☆	10,9
3	<b>WMC-3380</b>	660	☆	☆	☆	☆	☆	76	76	☆	☆	☆	85	85	10,0

\* Cuts 12 mm alloy chain grade 70 (type G7 transport or tie-down) or grade 80 (for overhead lifting applications).

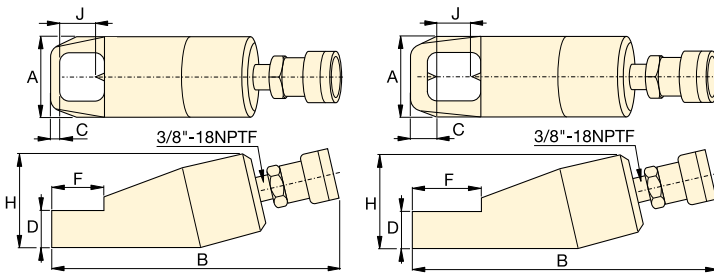
\*\* Low Alloy. ☆ Will not cut designated material.

# Single-Acting Hydraulic Nut Splitters

▼ Shown from left to right: NC-3241, NC-1319, NC-1924



- Compact and ergonomic design, easy to use
- Unique angled head design
- Two blade design (NC-D models) for time saving operation – nuts are split from two sides in one action
- Single-acting, spring return cylinder
- Heavy duty chisels can be reground
- Nut Splitters include spare chisel, spare set screw and wrench used to secure the chisel. A CR-400 coupler is standard.



Single Blade Models (NC)

Double Blade Models (NC-D)

## NC, STN Series



Capacity:

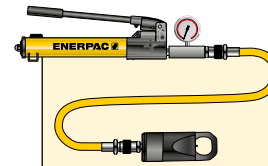
**49 - 882 kN (5-90 ton)**

Bolt Range:

**M6 - M48**

Maximum Operating Pressure:

**700 bar**






### Tool-Pump Sets

Hydraulic Nut Splitters are available as sets (pump, tool, gauge,

gauge adaptor, couplers and hose) for your ordering convenience.

Nut Splitter Model Nr.	Hand Pump Model Nr.	Set Model Nr
NC-1924	P-392	<b>STN-1924H</b>
NC-2432	P-392	<b>STN-2432H</b>
NC-3241	P-392	<b>STN-3241H</b>

For Nut Splitter Model Nr.	Replacement Chisel Model Numbers	
	Moving	Static
NC-1319	<b>NCB-1319</b>	-
NC-1924	<b>NCB-1924</b>	-
NC-2432	<b>NCB-2432</b>	-
NC-3241	<b>NCB-3241</b>	-
NC-4150	<b>NCB-4150</b>	-
NC-5060	<b>NCB-5060</b>	-
NC-6075	<b>NCB-6075</b>	-
NC-2432D	<b>NCB-2432</b>	<b>NCB-2432D</b>
NC-3241D	<b>NCB-3241</b>	<b>NCB-3241D</b>

	Bolt Range (mm)	Hexagon Nut Range (mm)	Capacity ton (kN)	Oil Capacity (cm <sup>3</sup> )	Model Number	Dimensions (mm)						 (kg)	
						A	B	C	D	F	H		J
	<b>M6 - M12</b>	10 - 19	<b>5</b> (49)	15	<b>NC-1319</b>	40	170	7	19	28	48	21	1,2
	<b>M12 - M16</b>	19 - 24	<b>10</b> (98)	20	<b>NC-1924 *</b>	54	191	10	26	40	62	25	2,0
	<b>M16 - M22</b>	24 - 32	<b>15</b> (147)	60	<b>NC-2432 *</b>	64	222	13	29	51	72	33	3,0
	<b>M22 - M27</b>	32 - 41	<b>20</b> (196)	80	<b>NC-3241 *</b>	75	244	17	36	66	88	43	4,4
	<b>M27 - M33</b>	41 - 50	<b>35</b> (343)	155	<b>NC-4150</b>	94	288	21	45	74	105	54	8,2
	<b>M33 - M39</b>	50 - 60	<b>50</b> (490)	240	<b>NC-5060</b>	106	318	23	54	90	128	60	11,8
	<b>M16 - M22</b>	24 - 32	<b>15</b> (147)	60	<b>NC-2432D</b>	64	275	25	31	65	78	33	5,4
	<b>M22 - M27</b>	32 - 41	<b>20</b> (196)	80	<b>NC-3241D</b>	77	305	31	37	80	90	43	7,2

Ordering Notes: Maximum allowable hardness to split is HRc-44. Not to be used on square nuts or stainless steel.

\* Available as Tool-Pump Set, see note on this page.

▼ Shown: NS-Series Hydraulic Nut Splitters



- Specially designed to suit standard ANSI B16.5 / BS1560 flanges
- Single-acting (spring return) cylinder
- Tri-blade technology provides three cutting surfaces on a single blade
- Interchangeable heads provide maximum nut range flexibility
- Preset scale allows controlled blade extension, which avoids damage to bolt threads
- Grip tape and handle included for more secure manoeuvrability
- Nickel-plated cylinder body for excellent corrosion protection and improved durability in harsh environments
- Internal Pressure Relief Valve for overload protection
- CR-400 coupler and dustcap included on all models.



◀ Heavily corroded and weathered nuts are quickly split and removed using a NS-Series Nut Splitter.

## Power and Precision High Performance Nut Splitter



### Blade Cutting Depth Scale

Adjustable cutting depth scale for controlled blade extension, which avoids damage to bolt threads. The scale indicates the bolt range in metric and imperial values on each cutting head.



### NC-Series, Hydraulic Nut Cutters

The NC-Series models are available featuring an angle-head design for 10 - 75 mm hexagon nuts.

Page: 225



### Joint Separation Tools

FS and FSH-Series parallel wedge spreaders provide quick and easy joint separation using hydraulic or mechanical force.

Page: 228



### Flange Alignment Tools

The ATM-Series provide safe and high-precision flange alignment tools that fit most commonly used ANSI, API, BS and DIN flanges.

Page: 230

# Hydraulic Nut Splitters



## Nut Splitter Sets

To provide maximum flexibility, NS-Series Nut Splitters can also be ordered in sets (NS-xxxSy). Select Nut Splitter size and pump style from the chart below. To order additional Cutting Heads (NSH-xxxxxx), Cylinders (NSC-xxx) or Replacement Blades (NSB-xxx), see Selection Chart below.

### SET SELECTION:

- 1 Select your Nut Splitter
- 2 Select your pump type

## NS Series



Capacity:

**917 - 1711 kN**

Hexagon Nut Size:

**70 - 130 mm**

Bolt Range:

**M45 - M90**

Maximum Operating Pressure:

**700 bar**

### TOOL-PUMP SET SELECTION CHART

Nut Splitter Model Nr.	Tool-Pump Set Model Nr.	Pump Selection				Accessories Included			
		Hand Pump Model Nr.	Air Pump Model Nr.	Cordless Pump (230V) Model Nr.	Electric Pump (230V) Model Nr.	Pressure Gauge Model Nr.	Gauge Adaptor Model Nr.	Hydraulic Hose Model Nr.	Storage Case Model Nr.
NS-70105	NS-70105SH	P-392	-	-	-	GP-10S	GA-2	HC-7206	CM-4
	NS-70105SA	-	XA-11G <sup>2)</sup>	-	-	<sup>2)</sup>	-	HC-7206	CM-4
	NS-70105SCE <sup>1)</sup>	-	-	XC-1202ME	-	GA45GC <sup>3)</sup>		HC-7206	CM-4
	NS-70105SEE <sup>1)</sup>	-	-	-	PUD-1100E	GP-10S	GA-2	HC-7206	CM-7
NS-110130	NS-110130SH	P-802	-	-	-	GP-10S	GA-2	HC-7206	CM-4
	NS-110130SA	-	XA-11G <sup>2)</sup>	-	-	<sup>2)</sup>	-	HC-7206	CM-4
	NS-110130SCE <sup>1)</sup>	-	-	XC-1202ME	-	GA45GC <sup>3)</sup>		HC-7206	CM-4
	NS-110130SEE <sup>1)</sup>	-	-	-	PUD-1100E	GP-10S	GA-2	HC-7206	CM-7

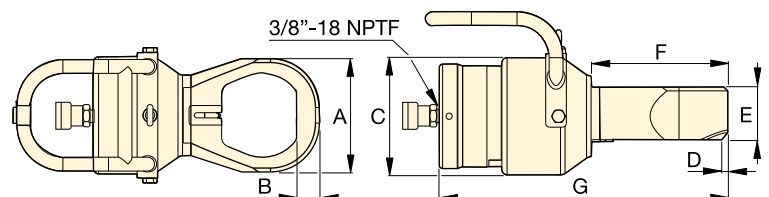
<sup>1)</sup> For set with 115 Volt pump application replace last suffix "E" with "B" in model number.

Example : **NS-70105SCB** (set with XC-cordless pump, 115V);

Example: **NS-110130SEB** (set with PU-Series electric pump, 115 V)

<sup>2)</sup> XA-11G air pump features an integrated pressure gauge.

<sup>3)</sup> See page 126 for GA45GC details.



### NUT SPLITTER SPECIFICATIONS

Bolt Range	Hexagon Nut Range <sup>1)</sup>	Capacity	Oil Capacity	Model Number <sup>2)</sup>	Dimensions (mm)							Cylinder <sup>3)</sup>	Cutting Head <sup>3)</sup>	Replacement Blade	
					A	B	C	D	E	F	G				
(mm)	(mm)	ton (kN)	(cm <sup>3</sup> )									(kg)			
<b>M45 - M52</b>	70 - 80	<b>103</b> (917)	377	<b>NS-7080</b>	132	28	180	8,0	81	186	412	37,0	NSC-70	NSH-7080	NSB-70
<b>M45 - M56</b>	70 - 85	<b>103</b> (917)	377	<b>NS-7085</b>	145	30	180	8,0	81	196	422	37,0	NSC-70	NSH-7085	NSB-70
<b>M45 - M64</b>	70 - 95	<b>103</b> (917)	377	<b>NS-7095</b>	160	32	180	8,0	81	201	432	38,5	NSC-70	NSH-7095	NSB-70
<b>M45 - M72</b>	70 - 105	<b>103</b> (917)	377	<b>NS-70105</b>	174	35	180	9,0	81	209	443	39,5	NSC-70	NSH-70105	NSB-70
<b>M76 - M80</b>	110 - 115	<b>193</b> (1711)	819	<b>NS-110115</b>	189	36	234	3,7	111	234	472	69,0	NSC-110	NSH-110115	NSB-110
<b>M76 - M90</b>	110 - 130	<b>193</b> (1711)	819	<b>NS-110130</b>	219	41	234	2,5	111	242	493	71,5	NSC-110	NSH-110130	NSB-110

<sup>1)</sup> Maximum allowable hardness to split is HRC-44. See page 257 for hexagon bolt and nut sizes and related thread diameters.

<sup>2)</sup> NS-Series Nut Splitters ship in two cases: One containing the NSC-Cylinder and one containing the NSH-Cutting Head. Assembly required.

<sup>3)</sup> Both, the NSH-head and the NSC-cylinder include a cutting blade.